



REP 15/1 NA . FOLD AWAY LIFT GATE FOR THE NORTH-AMERICAN MARKET - 1 CYLINDER

LOAD CAPACITY
• 1500KG/3300LBS



TECHNICAL SPECIFICATIONS

Cylinders:	1 lift cylinder
Tilt cylinders:	No
Automatic tilt at ground level:	Yes, mechanical
Platform type:	Standard folded
Platform material:	Aluminium / Aluminium
Standard platform depths Alu:	1100 - 1200 - 1415 mm 43.3" - 47.2" - 55.7"
Standard platform widths Alu:	2000 mm (Max 2300) 86.6" (Max 90.6")
Lift arm lengths:	H
Lift arm widths (W):	620 mm / 24.4" 1120 mm / 44.1" (REP 15 RSG VERSION)
Rear floor plate (body traverse):	On demand
Standard control unit:	Exterior control box with joystick, turn button
Weights incl. CE bumper	

APPLICATIONS

In order to satisfy the needs of the North-American market, Anteo has developed a new fold-away lift gate called REP 15/1 NA.

Anteo presented the new fold away lift gate at the Canada's National Truck Show [EXPOCAM April 2015].

The new REP 15/1 NA is mounted with a 320 mm (12.5") heavy duty vehicle floor extension plate behind the vehicle body, further equipped with 2 dock-bumpers with adjustable ladders. The main specifications are the same as REP 15/1 on next page.

Mod.	Load capacity (centre to centre at 600 mm 23.6")	Standard platform dimensions Deep x Width	Weight *	A		E	B	T
				min.	max.	min.	max.	
REP 15/1 NA	1500 Kg 3300 lbs	1105 x 2000 mm ** 43.5" x 86.6 **	310 Kg 683.4 lbs	330 mm 13"	600 mm 23.6"	910 mm 35.8"	1144 mm 45"	350 mm 13.8"
		1200 x 2000 mm ** 47.2" x 86.6 **	318 Kg 701.1 lbs			955 mm 37.6"		
		1415 x 2000 mm ** 55.7" x 86.6 **	326 Kg 718.7 lbs			1060 mm 41.7"		

* weight does not include rear cross member (50 Kg / 108 lbs). - ** width up to 2500 mm / 98.4" available on request.

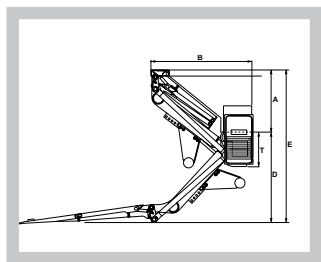


Centre of gravity of the vehicle depending on the type of platform and the size of the installations on the vehicle (see assembly instructions). The above mentioned weights are approximate and may vary according to production. Anteo reserves the right to change weights and technical specifications without prior notice. No indemnity for damages can be claimed from Anteo for changes in technical specifications and/or in weight.



REP 15/1 NA . FOLD AWAY LIFT GATE FOR THE NORTH-AMERICAN MARKET - 1 CYLINDER

LOAD CAPACITY

- 1500KG/3300LBS



* weight does not include rear cross member (50 Kg / 108 lbs). - ** width up to 2500 mm / 98.4" available on request.

Centre of gravity of the vehicle depending on the type of platform and the size of the installations on the vehicle (see assembly instructions). The above mentioned weights are approximate and may vary according to production. Anteo reserves the right to change weights and technical specifications without prior notice. No indemnity for damages can be claimed from Anteo for changes in technical specifications and/or in weight.